

- █ γ -proteobacteria
- █ β -proteobacteria
- █ α -proteobacteria
- █ δ -proteobacteria
- █ Acidobacteria
- █ ϵ -proteobacteria
- █ Aquificae
- █ Bacteroidetes
- █ Chlorobi
- █ Chlamydiae and Verrucomicrobia
- █ Planctomycetes
- █ Spirochaetes
- █ Actinobacteria
- █ Cyanobacteria
- █ Chloroflexi
- █ Firmicutes
- █ Tenericutes
- █ Fusobacteria
- █ Synergistetes
- █ Thermotogae
- █ Deinococcus and Thermus

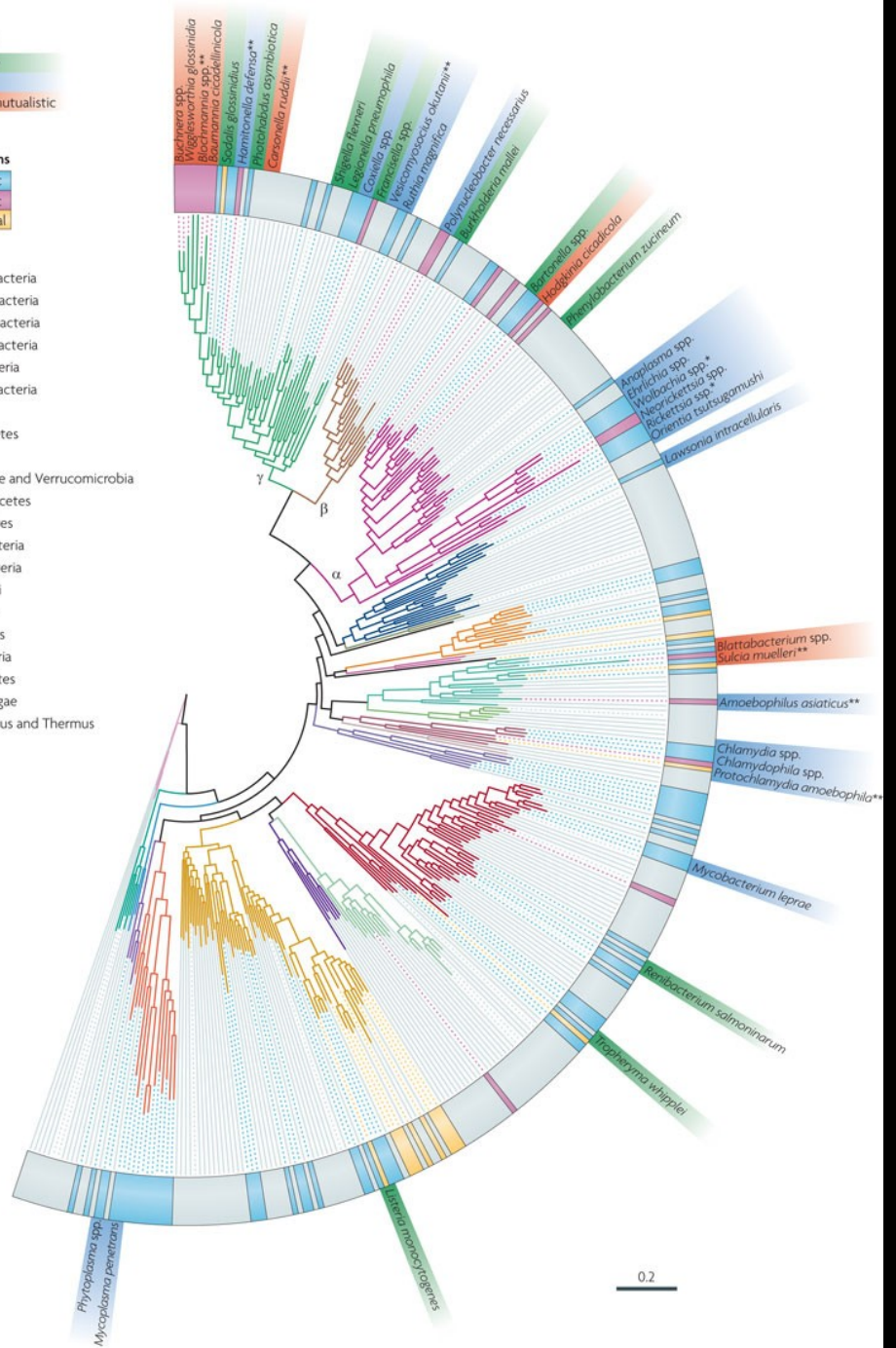
Intracellularity

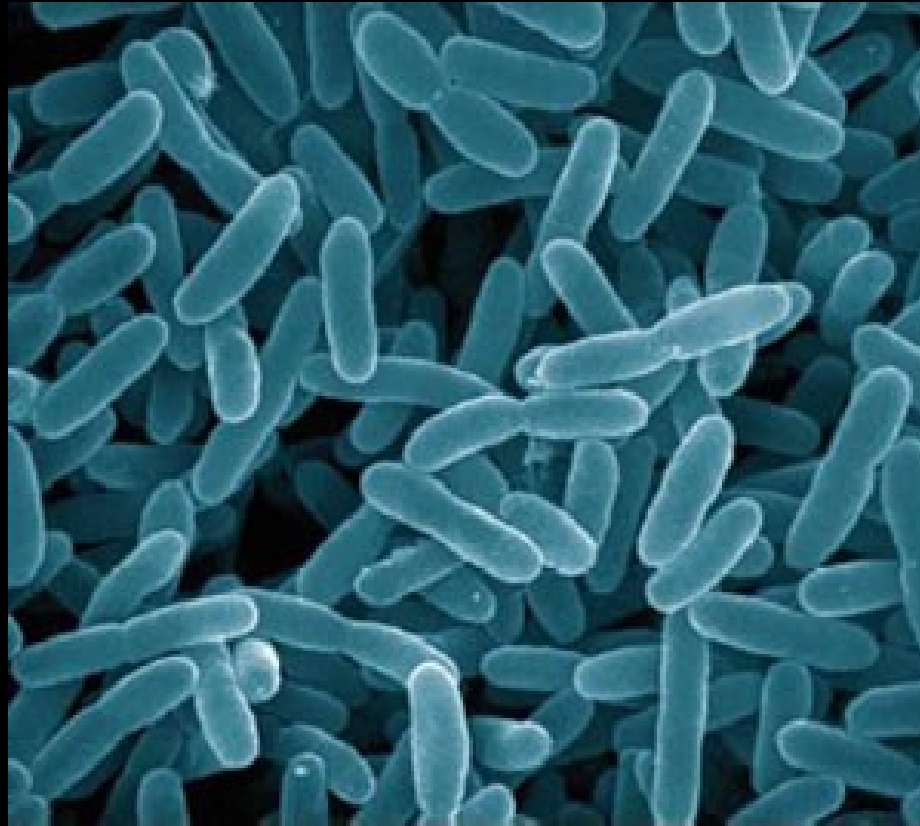
- █ Facultative
- █ Obligate
- █ Obligate mutualistic

Host interactions

- █ Pathogenic
- █ Mutualistic
- █ Commensal

- █ γ -proteobacteria
- █ β -proteobacteria
- █ α -proteobacteria
- █ δ -proteobacteria
- █ Acidobacteria
- █ ϵ -proteobacteria
- █ Aquificae
- █ Bacteroidetes
- █ Chlorobi
- █ Chlamydiae and Verrucomicrobia
- █ Planctomycetes
- █ Spirochaetes
- █ Actinobacteria
- █ Cyanobacteria
- █ Chloroflexi
- █ Firmicutes
- █ Tenericutes
- █ Fusobacteria
- █ Synergistetes
- █ Thermotogae
- █ Deinococcus and Thermus





Dechloromonas is a strain of **proteobacteria** that can effectively perform bioremediation on perchlorates, even in an anaerobic environment. (Image by John Bozzola and Steven Schmidt, Image Facility of Southern Illinois University, Carbondale)

Prostheca



TEM

1 μm



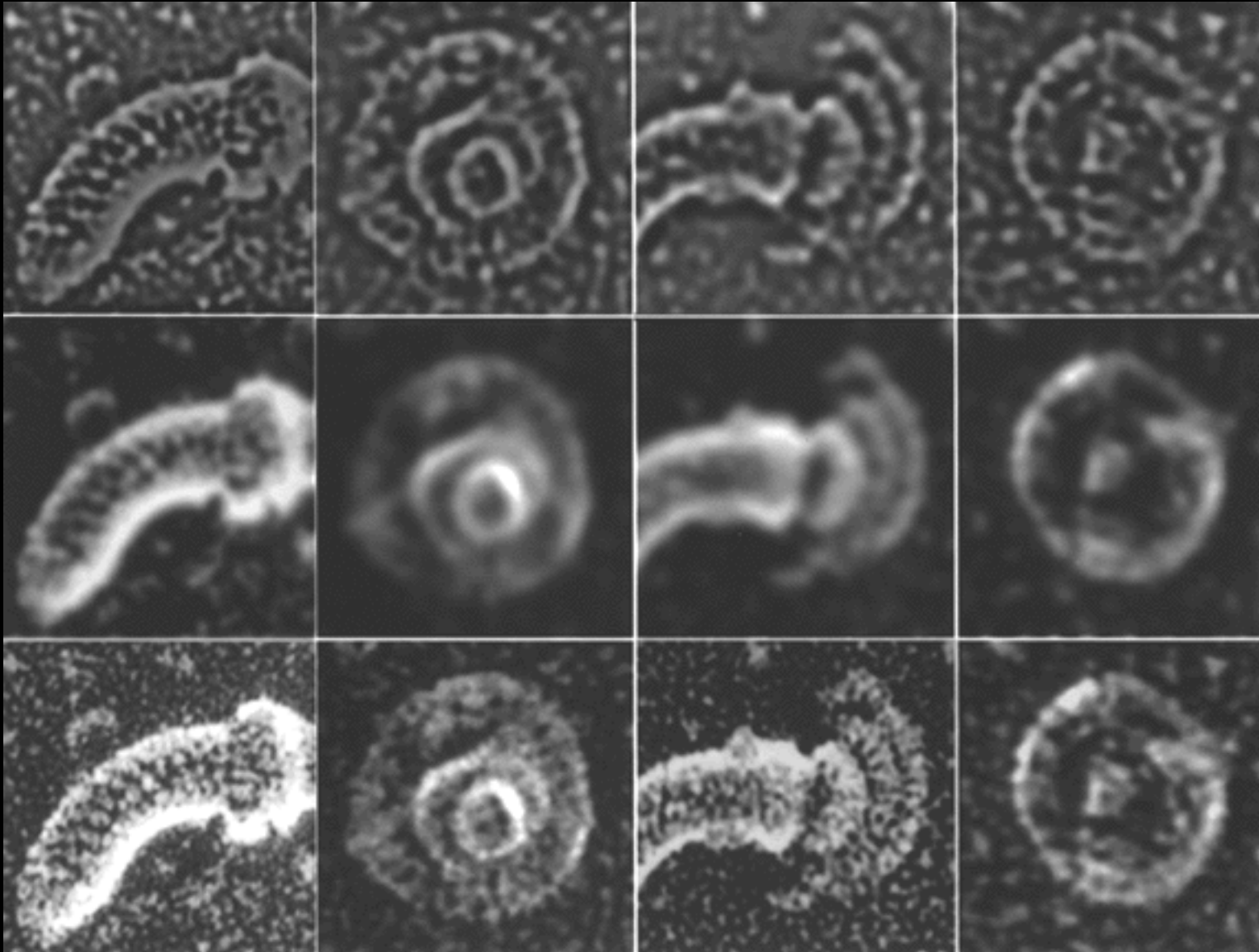


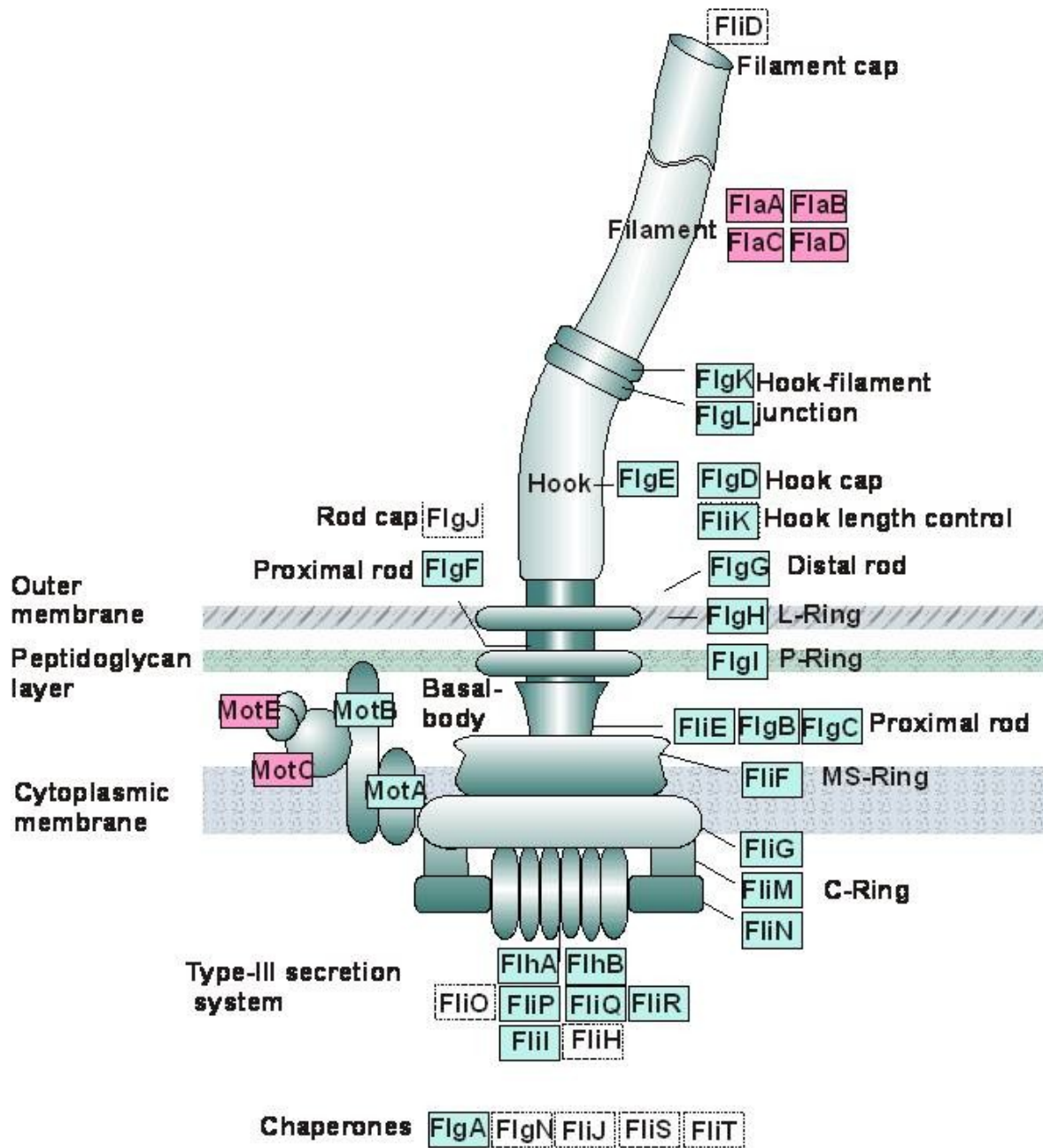
<http://www.ucmp.berkeley.edu/bacteria/spirochetes.html>













<http://bioinfo.bact.wisc.edu/themicrobialworld/LAHT/b27.html>