



## File Structure & Pathways

digital imaging and web design ©2007, Mark Rayner



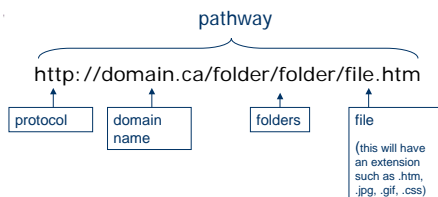
### File Structure - absolute vs relative files

- when you link to another website, you have to do that using the whole link
- absolute link
- or pathway

digital imaging and web design ©2007, Mark Rayner



### File Structure - absolute vs relative files



digital imaging and web design ©2007, Mark Rayner



### File Structure - absolute vs relative files

- Within your site, it is possible to link relative to the page you're on
- So, if you're at:  
`http://domain.ca/color/index.htm`
- A link to:  
`http://domain.ca/color/blue.htm`
- Would look like this:

digital imaging and web design ©2007, Mark Rayner



### File Structure - absolute vs relative files

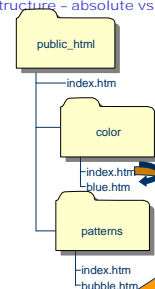
`<a href="blue.htm">blue page</a>`

- because blue.htm and index.htm are in the same folder
- You can also link relatively to files in folders above and below the folder you're in.
- `../` means look up a folder
- `/` means look down a folder

digital imaging and web design ©2007, Mark Rayner



### File Structure - absolute vs relative files



A link to  
`http://domain.ca/patterns/bubble.htm`  
(from the main index page – home page):  
`<a href="patterns/bubble.htm">blue page</a>`

-look down for the patterns folder  
-when you're there, open up the bubble.htm page

digital imaging and web design ©2007, Mark Rayner



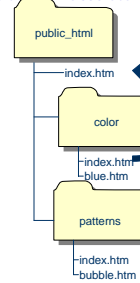
#### File Structure - absolute vs relative files

- You can also link up as well as down
- So a link from the color index page to the main index page (home page):

digital imaging and web design ©2007, Mark Rayner



#### File Structure - absolute vs relative files



A link to <http://domain.ca/index.htm> (home page)

(from the color index page):

```
<a href="../../index.htm">  
home page</a>
```

-look up one folder  
-when you're there, open up the index.htm page

digital imaging and web design ©2007, Mark Rayner



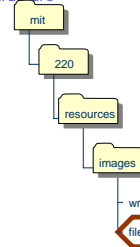
#### File Structure - reading pathways

- so you can tell what the file structure is by looking at the pathway
- What does this pathway mean:
- <http://instruct.uwo.ca/mit/220/resources/images/writing.pdf>

digital imaging and web design ©2007, Mark Rayner



#### File Structure



<http://instruct.uwo.ca/mit/220/resources/images/files.pdf>

How would you describe this?

digital imaging and web design ©2007, Mark Rayner



#### File Structure - reading pathways

- Dreamweaver can help with your pathways.
- Before you start work, ensure that you go to the site menu ..> manage sites ..>
- If you've already got your site there, you should be fine.
  - You can double-check by clicking on "edit".
- If you don't see your site there, then click on "new site"
  - Next to the site root folder box, click on the folder and browse to the folder that holds your site (220)

digital imaging and web design ©2007, Mark Rayner